



# **my JOEY SCOUT ACTIVITY BOOK**

Name: \_\_\_\_\_



**Joey  
Scouts**

Made by "Rosella"  
Kellee Gibby  
Baldivis Scout Group  
March 2020



# WORD SEARCH

A	H	I	K	I	N	G	K	L	E
B	U	I	L	O	P	W	E	M	N
A	S	L	E	A	D	E	R	S	V
D	P	T	S	S	C	E	L	Q	I
E	U	J	O	E	Y	M	N	F	R
N	R	N	E	L	O	W	A	R	O
P	K	P	I	W	G	H	J	I	N
O	Y	W	T	F	S	P	D	E	M
W	S	C	I	D	O	F	E	N	E
E	H	G	U	S	V	R	Q	D	N
L	A	P	O	B	L	E	M	S	T
L	R	T	Y	S	S	D	G	O	L
F	E	Y	H	I	V	N	B	D	S
P	L	J	M	Y	I	G	C	X	S
I	H	O	F	P	T	Z	X	A	P
Y	R	B	M	H	O	N	O	U	R
P	D	A	R	S	C	O	U	T	S
G	C	D	X	Q	A	L	K	G	C
B	J	G	R	F	R	P	J	H	V
U	S	E	C	B	E	I	S	X	W
D	G	S	H	P	L	D	S	R	E
D	H	Y	H	E	L	P	F	U	L
Y	L	K	U	Y	R	T	S	C	P
F	A	D	V	E	N	T	U	R	E

JOEY

SCOUTS

ADVENTURE

CAMPING

FRIENDS

BADGES

HELPFUL

SHARE

UNIFORM

HIKING

BADENPOWELL

LEADERS

PROMISE

HONOUR

CARE

BUDDY

ENVIRONMENT

CUBS



**Joey  
Scouts**



# Home HELPER

Tick off the jobs you have helped with around your house in a 1 week period.  
You can do the jobs more than once!

CHORE	POINTS	Tick
Unpack School Bag	5	
Unpack dishwasher	20	
Put clothes away	20	
Feed Pets	10	
Clean Bedroom	50	
Vacuum lounge	30	
Vacuum kitchen/dining	30	
Hangout washing	100	
Clean bathroom sink	100	
Take out rubbish	20	
Clean up toy room	100	
Put on the washing	50	
Help cook dinner	50	
Make your bed	20	
Pull out weeds	100	
Read book	20	
Play with the pets	30	
TOTAL POINTS		



**Joey  
Scouts**

# COLOURING IN



**Joey  
Scouts**

# COOKING

Cook breakfast for yourself.  
Draw a picture or take a photo.  
What did you make? Did you like it?

---

---

---

---

---

---

---

---



**Joey  
Scouts**

# CRAFT

Do something creative. Here are some ideas.

Make a puppet

Make a clay pot

Paint a picture

Learn to knit

Learn to sew


Make a musical instrument

Make a dream catcher



**Joey  
Scouts**

# CROSSWORD



**WORLD  
BELIEFS  
QUEEN**

**HELP  
CONTRIBUTE  
HONOUR**

**DUTY  
BELIEVE  
RESPECTFUL**

**PROMISE  
LIVE  
RIGHT**

## Across

- 2 \_\_\_\_\_ in myself  
 3 to \_\_\_\_\_ other people  
 4 and to \_\_\_\_\_ by the Scout Law  
 6 Do what is \_\_\_\_\_  
 10 Be \_\_\_\_\_  
 11 I \_\_\_\_\_ to do my best

## Down

- 1 To \_\_\_\_\_ to my community  
 2 To be true to my spiritual  
 5 and our  
 7 On My  
 8 And to the \_\_\_\_\_ of Australia  
 9 To do my \_\_\_\_\_ to my God




**Joey  
Scouts**



# DOT TO DOT

Connect the dots and color the picture.



**Joey  
Scouts**

# **DRAWING**

Draw a picture of your most favourite  
time at Joeys.



**Joey  
Scouts**

# environment

Recycle some rubbish and make a toy.  
Take a picture and describe how you made it.

---

---

---

---

---

---

---

---

---

---

---



**Joey  
Scouts**

# GROW A GARDen

## Use an egg carton and start a herb garden.

# What did you plant?

# Did it grow?

# Did you taste it?

This image shows a blank sheet of white paper with horizontal ruling lines. The lines are evenly spaced and run across the width of the page. There are no margins, text, or other markings on the paper.

# Joey Scouts



# HOW SCOUTS STARTED

Do some research about how Scouts started. Write 5 interesting facts about what you learned.

This image shows a blank sheet of white paper with horizontal ruling lines. The lines are evenly spaced and run across the width of the page. There is no handwriting or other markings on the paper.

# Joey Scouts

# IT

1. Send your Scout Leader an email and tell them what you have been up too.
2. Facetime or Skype a Scout Buddy.



**Joey  
Scouts**

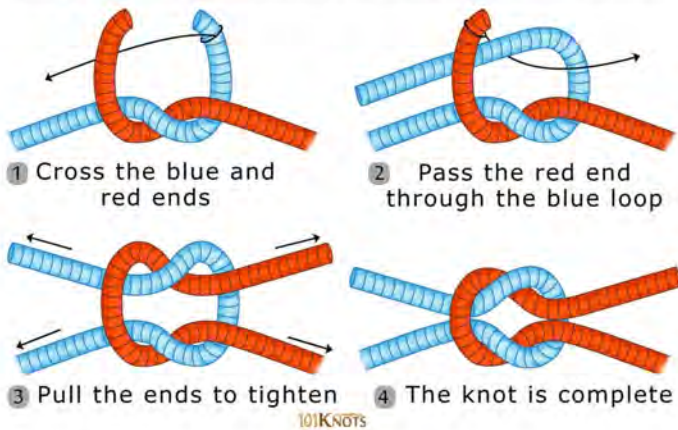
# LEARN A KNOT

With Adult support try to learn some knots.

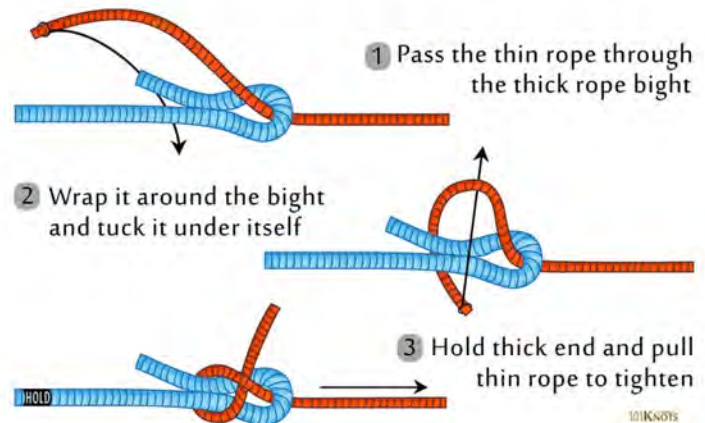
The Reef Knot, Sheet Bend & Clove Hitch are a great start.

Use You Tube to help you.

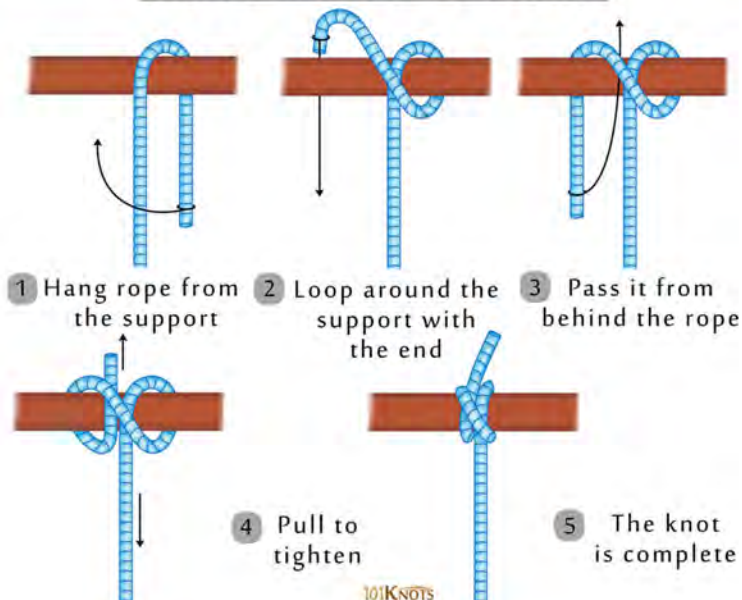
## Square (Reef) Knot Instructions



## Sheet Bend Step By Step




## Clove Hitch Tutorial



# **maze**

Help the Kangaroo get to her Joey



**Joey  
Scouts**



# MORSE CODE

Decode the below Morse Coded words

M o r s e C o d e	D e c o d e d W o r d
... .. -	
... .. - - -	
- - - .. - - - - - - -	
- - - .. - - - - - - -	
- - - - - - - - - - - - -	
... .. - - - - - - -	
... .. - - - - - - -	
- - - - - - - - - - - - -	
- - - - - - - - - - - - -	
- - - - - - - - - - - - -	
- - - - - - - - - - - - -	

A B C D E F G H I J K L M N

O P Q R S T U

V W X Y Z



**Joey  
Scouts**

# WATCH A movie

What movie did you watch? Did you like it? Tell me about it.

This image shows a blank sheet of white paper with horizontal ruling lines. The lines are evenly spaced and run across the width of the page. There is no handwriting or other markings on the paper.

## Joey Scouts

# SCIENTIST

Perform an experiment that shows a chemical reaction. Take some photos.



**Joey  
Scouts**

# SHARE & CARE

Write a story about how you have helped someone at home or school. Add a picture if you like.

This image shows a blank sheet of white paper with horizontal ruling lines. The lines are evenly spaced and run across the width of the page. There is no handwriting or other markings on the paper.

## Joey Scouts



# READ A BOOK

What book did you read? Did you like it? Tell me about it.

This image shows a blank sheet of white paper with horizontal ruling lines. The lines are evenly spaced and run across the width of the page. There is no handwriting or other markings on the paper.

## Joey Scouts

# PLAY A BOARD Game

What game did you play? Did you win?

[illegible]

## Joey Scouts



**Joey  
Scouts**